

# Election Summary Report

Wells County, Indiana  
 2016 General Election  
 Election Date: 11/8/2016

|                             |       |                              |    |
|-----------------------------|-------|------------------------------|----|
| M- # OF Machine Ballots     | 7294  | NUMBER OF PRECINCTS:         | 22 |
| A- # OF Absentee Ballots    | 6189  | # OF PRECINCTS REPORTED:     | 12 |
| P- # OF Provisional Ballots | 7     | # OF PRECINCTS NOT REPORTED: | 0  |
| PUBLIC COUNT:               | 13490 | # OF PRECINCTS INCOMPLETE:   | 10 |
| REGISTERED VOTERS:          | 19278 | 69.98%                       |    |

----- VOTES -----

| M             | A    | P | TOTAL | %      |                                     |
|---------------|------|---|-------|--------|-------------------------------------|
| VOTES= 10,933 |      |   |       |        | Public Question                     |
| VOTE FOR 1    |      |   |       |        |                                     |
| 5140          | 4138 | 5 | 9283  | 84.91% | YES                                 |
| 930           | 718  | 2 | 1650  | 15.09% | NO                                  |
| VOTES= 13,287 |      |   |       |        | President And Vice-President of the |
| VOTE FOR 1    |      |   |       |        |                                     |
| 5511          | 4489 | 5 | 10005 | 75.30% | (R) TRUMP \ PENCE                   |
| 1222          | 1363 | 1 | 2586  | 19.46% | (D) CLINTON \ KAINE                 |
| 348           | 191  | 0 | 539   | 4.06%  | (L) JOHNSON \ WELD                  |
| 107           | 49   | 1 | 157   | 1.18%  | WRITE-IN                            |
| VOTES= 13,166 |      |   |       |        | United States Senator               |
| VOTE FOR 1    |      |   |       |        |                                     |
| 4814          | 3993 | 4 | 8811  | 66.92% | (R) TODD YOUNG                      |
| 1785          | 1729 | 2 | 3516  | 26.71% | (D) EVAN BAYH                       |
| 527           | 308  | 1 | 836   | 6.35%  | (L) LUCY BRENTON                    |
| 2             | 1    | 0 | 3     | 0.02%  | WRITE-IN                            |
| VOTES= 13,097 |      |   |       |        | Governor And Lt Governor            |
| VOTE FOR 1    |      |   |       |        |                                     |
| 4861          | 3900 | 5 | 8766  | 66.93% | (R) HOLCOMB \ CROUCH                |
| 1958          | 1942 | 2 | 3902  | 29.79% | (D) GREGG \ HALE                    |
| 270           | 158  | 0 | 428   | 3.27%  | (L) BELL \ TATGENHORST              |
| 0             | 1    | 0 | 1     | 0.01%  | WRITE-IN                            |
| VOTES= 12,791 |      |   |       |        | Attorney General                    |
| VOTE FOR 1    |      |   |       |        |                                     |
| 5684          | 4658 | 6 | 10348 | 80.90% | (R) CURTIS T HILL, JR               |
| 1237          | 1205 | 1 | 2443  | 19.10% | (D) LORENZO ARREDONDO               |
| VOTES= 12,965 |      |   |       |        | Superintendent of Public            |
| VOTE FOR 1    |      |   |       |        |                                     |
| 4767          | 3846 | 6 | 8619  | 66.48% | (R) JENNIFER McCORMICK              |
| 2241          | 2104 | 1 | 4346  | 33.52% | (D) GLENDA RITZ                     |
| VOTES= 12,996 |      |   |       |        | United States Rep District 3        |
| VOTE FOR 1    |      |   |       |        |                                     |
| 5521          | 4582 | 5 | 10108 | 77.78% | JIM BANKS (R)                       |
| 1065          | 1092 | 0 | 2157  | 16.60% | TOMMY A. SCHRADER (D)               |
| 462           | 267  | 2 | 731   | 5.62%  | PEPPER SNYDER (L)                   |
| VOTES= 835    |      |   |       |        | State Representative District 31    |
| VOTE FOR 1    |      |   |       |        |                                     |
| 424           | 249  | 1 | 674   | 80.72% | KEVIN A. MAHAN (R)                  |
| 112           | 49   | 0 | 161   | 19.28% | LYNN JOHNSON (D)                    |
| VOTES= 2,905  |      |   |       |        | State Representative District 50    |
| VOTE FOR 1    |      |   |       |        |                                     |
| 1374          | 926  | 4 | 2304  | 79.31% | DANIEL J. (DAN) LEONARD (R)         |
| 326           | 274  | 1 | 601   | 20.69% | JORGE FERNANDEZ (D)                 |

# Election Summary Report

Wells County, Indiana  
 2016 General Election  
 Election Date: 11/8/2016

|                             |       |                              |    |
|-----------------------------|-------|------------------------------|----|
| M- # OF Machine Ballots     | 7294  | NUMBER OF PRECINCTS:         | 22 |
| A- # OF Absentee Ballots    | 6189  | # OF PRECINCTS REPORTED:     | 12 |
| P- # OF Provisional Ballots | 7     | # OF PRECINCTS NOT REPORTED: | 0  |
| PUBLIC COUNT:               | 13490 | # OF PRECINCTS INCOMPLETE:   | 10 |
| REGISTERED VOTERS:          | 19278 | 69.98%                       |    |

| ----- VOTES -----                |      |   |       |         |
|----------------------------------|------|---|-------|---------|
| M                                | A    | P | TOTAL | %       |
| VOTES= 7,942                     |      |   |       |         |
| State Representative District 79 |      |   |       |         |
| VOTE FOR 1                       |      |   |       |         |
| 4186                             | 3755 | 1 | 7942  | 100.00% |
| MATTHEW S. LEHMAN (R)            |      |   |       |         |
| VOTES= 12,837                    |      |   |       |         |
| County Recorder                  |      |   |       |         |
| VOTE FOR 1                       |      |   |       |         |
| 5444                             | 4506 | 6 | 9956  | 77.56%  |
| 1502                             | 1378 | 1 | 2881  | 22.44%  |
| CAROLYN BERTSCH (R)              |      |   |       |         |
| MICHAEL HENDERSON (D)            |      |   |       |         |
| VOTES= 12,899                    |      |   |       |         |
| County Treasurer                 |      |   |       |         |
| VOTE FOR 1                       |      |   |       |         |
| 5500                             | 4593 | 7 | 10100 | 78.30%  |
| 1474                             | 1325 | 0 | 2799  | 21.70%  |
| KATHY PEEPER (R)                 |      |   |       |         |
| RENEE L. SHEARRER (D)            |      |   |       |         |
| VOTES= 11,209                    |      |   |       |         |
| County Coroner                   |      |   |       |         |
| VOTE FOR 1                       |      |   |       |         |
| 6171                             | 5032 | 6 | 11209 | 100.00% |
| HILARIE GASKILL (R)              |      |   |       |         |
| VOTES= 11,340                    |      |   |       |         |
| County Surveyor                  |      |   |       |         |
| VOTE FOR 1                       |      |   |       |         |
| 6244                             | 5090 | 6 | 11340 | 100.00% |
| JARROD M. HAHN (R)               |      |   |       |         |
| VOTES= 11,264                    |      |   |       |         |
| County Commissioner District 2   |      |   |       |         |
| VOTE FOR 1                       |      |   |       |         |
| 6184                             | 5074 | 6 | 11264 | 100.00% |
| BLAKE GERBER (R)                 |      |   |       |         |
| VOTES= 11,135                    |      |   |       |         |
| County Commissioner District 3   |      |   |       |         |
| VOTE FOR 1                       |      |   |       |         |
| 6134                             | 4995 | 6 | 11135 | 100.00% |
| KEVIN WOODWARD (R)               |      |   |       |         |
| VOTES= 24,695                    |      |   |       |         |
| County Council Member At-Large   |      |   |       |         |
| VOTE FOR 3                       |      |   |       |         |
| 4722                             | 4099 | 6 | 8827  | 35.74%  |
| 4553                             | 3760 | 3 | 8316  | 33.67%  |
| 3976                             | 3573 | 3 | 7552  | 30.58%  |
| VICKI S. ANDREWS (REP)           |      |   |       |         |
| MIKE MOSSBURG (REP)              |      |   |       |         |
| R. SETH WHICKER (REP)            |      |   |       |         |
| VOTES= 3,448                     |      |   |       |         |
| Bluffton Harrison MSD At-Lg      |      |   |       |         |
| VOTE FOR 1                       |      |   |       |         |
| 921                              | 916  | 0 | 1837  | 53.28%  |
| 819                              | 792  | 0 | 1611  | 46.72%  |
| ADAM AULT (NP)                   |      |   |       |         |
| JARROD L. GERBER (NP)            |      |   |       |         |
| VOTES= 768                       |      |   |       |         |
| Bluffton Harrison MSD 1          |      |   |       |         |
| VOTE FOR 1                       |      |   |       |         |
| 416                              | 352  | 0 | 768   | 100.00% |
| MICHAEL W. MURRAY (NP)           |      |   |       |         |
| VOTES= 1,380                     |      |   |       |         |
| Bluffton Harrison MSD 3          |      |   |       |         |
| VOTE FOR 1                       |      |   |       |         |
| 367                              | 348  | 0 | 715   | 51.81%  |
| 349                              | 316  | 0 | 665   | 48.19%  |
| HEATH L. SCHLAGENHAUF (NP)       |      |   |       |         |
| JULIE ANN THOMPSON (NP)          |      |   |       |         |
| VOTES= 5,802                     |      |   |       |         |
| NWCS Jefferson Twp               |      |   |       |         |
| VOTE FOR 1                       |      |   |       |         |
| 3250                             | 2548 | 4 | 5802  | 100.00% |
| GENE A. DONAGHY (NP)             |      |   |       |         |

# Election Summary Report

Wells County, Indiana  
 2016 General Election  
 Election Date: 11/8/2016




|                             |       |                              |    |
|-----------------------------|-------|------------------------------|----|
| M- # OF Machine Ballots     | 7294  | NUMBER OF PRECINCTS:         | 22 |
| A- # OF Absentee Ballots    | 6189  | # OF PRECINCTS REPORTED:     | 12 |
| P- # OF Provisional Ballots | 7     | # OF PRECINCTS NOT REPORTED: | 0  |
| PUBLIC COUNT:               | 13490 | # OF PRECINCTS INCOMPLETE:   | 10 |
| REGISTERED VOTERS:          | 19278 | 69.98%                       |    |

----- VOTES -----

| M             | A    | P | TOTAL | %       |                                     |
|---------------|------|---|-------|---------|-------------------------------------|
| VOTES= 5,926  |      |   |       |         | NWCS Lancaster Twp                  |
| 3244          | 2678 | 4 | 5926  | 100.00% | VOTE FOR 1<br>ANGELA TOPP (NP)      |
| VOTES= 1,484  |      |   |       |         | SWCS Nottingham Twp                 |
| 899           | 584  | 1 | 1484  | 100.00% | VOTE FOR 1<br>TODD M. FIECHTER (NP) |
| VOTES= 1,550  |      |   |       |         | SWCS Jackson Twp                    |
| 537           | 382  | 1 | 920   | 59.35%  | VOTE FOR 1<br>MARK D. DURHAM (NP)   |
| 409           | 220  | 1 | 630   | 40.65%  | DEWAYNE R. JONES (NP)               |
| VOTES= 11,172 |      |   |       |         | Retain Judge Kirsch                 |
| 4544          | 3713 | 3 | 8260  | 73.93%  | VOTE FOR 1<br>YES                   |
| 1577          | 1332 | 3 | 2912  | 26.07%  | NO                                  |
| VOTES= 11,073 |      |   |       |         | Retain Judge Riley                  |
| 4531          | 3710 | 3 | 8244  | 74.45%  | VOTE FOR 1<br>YES                   |
| 1548          | 1278 | 3 | 2829  | 25.55%  | NO                                  |

**Straight Party Summary Information**

|                   |      |
|-------------------|------|
| Democratic Party  | 578  |
| Libertarian Party | 6    |
| Republican Party  | 3111 |

  
 \_\_\_\_\_  
  
 \_\_\_\_\_  
  
 \_\_\_\_\_